







Hunt Couplings Guide









CONTENTS of this GUIDE







| | | |
|------------------|---|---------|
| SECTION 1 | OO Gauge Elite Couplings for Locos, Coaches & Wagons with NEM Sockets | Page 3 |
| | OO Gauge Elite Couplings for HSTs and Specific Coaching Stock | Page 7 |
| | OO Gauge Elite Couplings for other fittings such as Rivet Sockets, Clip and Screw Fit Types | Page 13 |
| | OO Gauge Elite Couplings for Specific Wagon Types | Page 17 |
| | OO Gauge Elite for Multiple Units, APT and Special Fitments such as V-Trains | Page 19 |
| | OO Gauge NEM Sockets | Page 23 |
| | OO Gauge Elite Couplings with Mini Ploughs (MP) | Page 25 |
| | OO Gauge Elite Couplings for replacing Moulded Types (MC) | Page 27 |
| | OO Gauge Elite Couplings ideal for kit-built or scratch built rolling stock (KC) | Page 35 |
| | OO Gauge Elite Couplings for Hornby Rocket, Lion, Tiger & L&MR Coaches/Wagons | Page 37 |
| SECTION 2 | N Gauge Elite Couplings for Locos, Coaches & Wagons with NEM & Spring Sockets | Page 38 |
| | N Gauge Elite Couplings for HSTs, Multiple Units and Coaches | Page 39 |
| | N Gauge Elite Couplings for Specific Wagons | Page 41 |
| SECTION 3 | TT:120 Scale Elite Couplings for Locos, Coaches and Wagons with NEM Sockets | Page 43 |
| | TT:120 Scale Elite Couplings for HSTs | Page 44 |
| SECTION 4 | OO-9 Scale Elite Couplings for Lilliput Screw Sockets & Roco/Graham Farish Box Sockets | Page 45 |
| | OO-9 Scale Elite Couplings for Locos, Coaches & Wagons with NEM Sockets | Page 46 |
| | OO-9 Scale NEM Sockets | Page 46 |
| SECTION 5 | HO Scale Elite Couplings for Roco, Fleishmann & Lima Locos and Rolling Stock | Page 47 |

| Description | Product Code | Product Pictures | Diagrams / Lengths | Notes / Application |
|--|--------------|---|--|---|
| OO Gauge Elite Standard Coupling for NEM Sockets | 4WH0300643 |  | <p>OO Gauge Elite Standard Coupling for NEM Sockets - 4WH0300643</p>  <p>Coupling face to NEM pocket</p> | <p>S mark on coupling top face</p> <p>Standard – 12.5mm from NEM 362 pocket face to magnet face</p> <p>Suitable for locomotives and rolling stock that require straight NEM couplings.</p> |
| OO Gauge Elite Intermediate Coupling for NEM Sockets | 4WH0300642 |  | <p>OO Gauge ELITE Intermediate Couplings for NEM Sockets - 4WH0300642</p>  <p>Coupling face to NEM pocket</p> | <p>I mark on coupling top face</p> <p>Intermediate – 11.7mm from NEM 362 pocket face to magnet face</p> <p>Suitable for locomotives and rolling stock that require straight NEM couplings.</p> |
| OO Gauge Elite ** PIVOTING ** Intermediate for NEM Sockets | 4WH0300640 |  | <p>OO Gauge ELITE - Pivoting Intermediate For NEM Sockets - 4WH0300640</p>  <p>Coupling face to NEM pocket</p> | <p>Smooth coupling top face</p> <p>Intermediate – 11.7mm from NEM 362 pocket face to magnet face</p> <p>Suitable for locomotives and rolling stock with straight NEM couplings where extra freedom of movement on curves is required.</p> |







Please refer to the 'Fitting Guide for Hunt Coupling's, this is available to download at <https://westhillwagonworks.com/>

| Description | Product Code | Product Pictures | Diagrams / Lengths | Notes / Application |
|--|--------------|---|--|--|
| OO Gauge Elite Close Coupling for NEM Sockets | 4WH0300641 |  | <p>OO Gauge ELITE Close Couplings for NEM Sockets - 4WH0300641</p>  <p>Coupling face to NEM pocket</p> | <p>C mark on coupling top face</p> <p>Close – 9.5mm from NEM 362 pocket face to magnet face</p> <p>Suitable for locomotives and rolling stock that require straight NEM couplings.</p> |
| OO Gauge Elite ** PIVOTING ** Close for NEM Sockets | 4WH0300666 |  | <p>OO Gauge ELITE - Pivoting Close For NEM Sockets - 4WH0300666</p>  <p>Coupling face to NEM pocket</p> | <p>C mark on coupling top face</p> <p>Close – 10mm from NEM 362 pocket face to magnet face</p> <p>Suitable for locomotives and rolling stock with straight NEM couplings where extra freedom of movement on curves is required.</p> |
| OO Gauge Elite **BUCKEYE** Close Coupling for NEM Sockets | 4WH0300713 |  | <p>OO Gauge ELITE **BUCKEYE** - Close For NEM Sockets - 4WH0300713</p>  <p>Coupling face to NEM pockets</p> | <p>Buckeye Coupler Representation</p> <p>● mark on coupling top face</p> <p>Close – 9.5mm from NEM 362 pocket face to magnet face</p> <p>Ideal for coaches Mk1 and Mk2 coaches that require straight NEM couplings.</p> |









Please refer to the 'Fitting Guide for Hunt Coupling's, this is available to download at <https://westhillwagonworks.com/>

| Description | Product Code | Product Pictures | Diagrams / Lengths | Notes / Application |
|--|--------------|---|---|--|
| OO Gauge Elite **STEPPED** Close Coupling for NEM Sockets | 4WH0300649 |  | <p>OO Gauge ELITE - Close **STEPPED** Couplings for NEM - 4WH0300649</p>  <p>9.5mm 9.5mm</p> <p>Coupling face to NEM pocket</p> | <p>C mark on coupling top face</p> <p>Close – 9.5mm from NEM 362 pocket face to magnet face</p> <p>Suitable for locomotives and rolling stock that require a 'Stepped' NEM coupling.</p> |
| OO Gauge Elite Extra Close Coupling for NEM Sockets | 4WH0300627 |  | <p>OO Gauge ELITE Extra Close Couplings for NEM Sockets - 4WH0300627</p>  <p>8.5mm 8.5mm</p> <p>Coupling face to NEM pocket</p> | <p>XC mark on coupling top face</p> <p>Extra-Close – 8.5mm from NEM 362 pocket face to magnet face</p> <p>Suitable for locomotives and rolling stock that require straight NEM couplings.</p> |
| OO Gauge Elite Ultra Close Coupling for NEM Sockets | 4WH0300644 |  | <p>OO Gauge ELITE Ultra Close Couplings for NEM Sockets - 4WH0300644</p>  <p>7.5mm 7.5mm</p> <p>Coupling face to NEM pocket</p> | <p>U mark on coupling top face</p> <p>Ultra-Close – 7.5mm from NEM 362 pocket face to magnet face</p> <p>Suitable for locomotives and rolling stock that require straight NEM couplings.</p> |







Please refer to the 'Fitting Guide for Hunt Coupling's, this is available to download at <https://westhillwagonworks.com/>

| Description | Product Code | Product Pictures | Diagrams / Lengths | Notes / Application |
|---|--------------|---|--|--|
| OO Gauge Elite **STEPPED** Ultra Close Coupling for NEM Sockets | 4WH0300636 |  |  <p>OO Gauge ELITE - Ultra Close **STEPPED** Couplings for NEM - 4WH0300636</p> <p>7.5mm 7.5mm</p> <p>Coupling face to NEM pocket</p> | <p>✗ mark on coupling top face</p> <p>Ultra-Close – 7.5mm from NEM 362 pocket face to magnet face</p> <p>Suitable for locomotives and rolling stock that require a 'Stepped' NEM coupling.</p> |
| OO Gauge Elite Mk1/Mk2 Pullman Stepped Close Coupling for NEM Sockets | 4WH0300612 |  |  <p>OO Gauge ELITE Mk1/Mk2 Pullman Stepped Close Couplings for NEM Sockets - 4WH0300612</p> <p>11.4mm 11.4mm</p> <p>Coupling face to NEM pocket</p> | <p>P mark on coupling top face</p> <p>Close Coupling for Bachmann coaches that require a 'Stepped' coupling.</p> |
| OO Gauge Elite **BUCKEYE** Mk1/Mk2 Pullman Stepped Close Coupling for NEM Sockets | 4WH0300714 |  |  <p>OO Gauge ELITE **BUCKEYE** Mk1/Mk2 Pullman Stepped Close Couplings for NEM Sockets - 4WH0300714</p> <p>11.4mm 11.4mm</p> <p>Coupling face to NEM pocket</p> | <p>Buckeye Coupler Representation</p> <p>P mark on coupling top face</p> <p>Close Coupling for Bachmann coaches that require a 'Stepped' coupling.</p> |







Please refer to the 'Fitting Guide for Hunt Coupling's, this is available to download at <https://westhillwagonworks.com/>

| Description | Product Code | Product Pictures | Diagrams / Lengths | Notes / Application |
|---|--------------|---|---|--|
| OO Gauge Elite Close Coupling for Oxford Mk3 Coaches | 4WH0300637 |  | <p>OO Gauge ELITE - Close Coupling for Oxford Mk3 Coaches - 4WH0300637</p>  <p>Coupling face to NEM socket</p> | <p>Special couplers for close coupling of Oxford Mk3 coaching stock</p> <p>OX mark on coupling top face of coupling shank</p> |
| OO Gauge Elite **BUCKEYE** Pack for HST Set Close Coupling for NEM Sockets | 4WH0300708 |  | <p>OO Gauge ELITE **BUCKEYE** Pack for HST Sets with NEM Couplings - 4WH0300708</p>  <p>POWER CAR</p>  <p>Mk3 HST Coaches</p> <p>Coupling face to NEM pockets</p> | <p>Buckeye Coupler Representation</p> <p>C mark on coupling top face of the coach couplings</p> <p>For HSTs where the coaches are fitted with NEM couplings</p> <ul style="list-style-type: none"> • 1 Pair Power Car Couplings • 8 Pairs for Coaches |
| OO Gauge Elite Pack for HST Set with Hornby Mk3 Sliding Door Coaches | 4WH0300634 |  | <p>OO Gauge ELITE - Pack for HST Set with Hornby Mk3 Sliding Door Coaches - 4WH0300634</p>  <p>POWER CAR</p>  <p>Mk3 Coaches (Sliding Doors)</p> <p>Coupling face to NEM pockets</p> | <p>Special SD couplers for close coupling of a Sliding Door stock HST set</p> <p>SD mark on coupling top face</p> <ul style="list-style-type: none"> • 1 Pair Power Car Couplings • 8 Pairs for Coaches |







Please refer to the 'Fitting Guide for Hunt Coupling's, this is available to download at <https://westhillwagonworks.com/>

| Description | Product Code | Product Pictures | Diagrams / Lengths | Notes / Application |
|---|--------------|--|---|--|
| <p>OO Gauge Elite **BUCKEYE**</p> <p>Intermediate Coupling Pack for HST Set</p> <p>for Clip Sockets</p> | 4WH0300716 |  | <p>OO Gauge ELITE **BUCKEYE** Intermediate Couplings Pack For HST Set with CLIP Coupling - 4WH0300716</p>  | <p>Buckeye Coupler Representation</p> <p>INT mark on coupling top face</p> <p>For HSTs where the coaches are fitted with the older style Clip fit type couplings</p> <ul style="list-style-type: none"> • 1 Pair NEM Power Car Couplings • 8 Pairs Clip Couplings for Coaches |
| <p>OO Gauge Elite **BUCKEYE**</p> <p>Close Coupling Pack for HST Set</p> <p>for Clip Sockets</p> | 4WH0300715 |  | <p>OO Gauge ELITE **BUCKEYE** Close Couplings Pack For HST Set with CLIP Coupling - 4WH0300715</p>  | <p>Buckeye Coupler Representation</p> <p>Close Coupling</p> <p>For HSTs where the coaches are fitted with the older style Clip fit type couplings</p> <ul style="list-style-type: none"> • 1 Pair NEM Power Car Couplings • 8 Pairs Clip Couplings for Coaches |
| <p>OO Gauge Elite **BUCKEYE**</p> <p>Additional Pair of HST Powercar couplings</p> <p>for NEM Sockets</p> | 4WH0300709 |  | <p>Additional Pair of HST Powercar "Buckeye" OO ELITE Couplings - 4WH0300709</p>  | <p>Buckeye Coupler Representation</p> <ul style="list-style-type: none"> • 1 Pair Power Car Couplings <p>For HST Power Cars fitted with low mounted NEM sockets</p> |




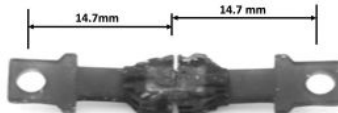


Please refer to the 'Fitting Guide for Hunt Coupling's, this is available to download at <https://westhillwagonworks.com/>

| Description | Product Code | Product Pictures | Diagrams / Lengths | Notes / Application |
|--|--------------|---|--|---|
| OO Gauge Elite Additional Pair of HST Powercar couplings for sets with Hornby Mk3 Sliding Door coaches for NEM Sockets | 4WH0300614 |  | OO Gauge ELITE - Additional Powercar Couplings For Mk3 Sliding Door Powercars - 4WH0300614  Coupling face to NEM pocket | Special SD couplers for Sliding Door stock <ul style="list-style-type: none"> • 1 Pair Power Car Couplings For HST Power Cars fitted with low mounted NEM sockets |
| OO Gauge Elite Coupling Pack For Buffered Hornby HST Powercars | 4WH0300653 |  | OO Gauge ELITE – Buffer Fitted HST Power Cars - 4WH0300653  NEM Socket for Power Car (Front) Intermediate Coupling Power Car (Front) Power Car (Rear) Couplings NEM Socket for Power Car (Front) | Special Coupling Pack for the Hornby HST buffer fitted Powercars. Pack includes Couplings for 1 pair of Power Cars:- <ul style="list-style-type: none"> • 2 Couplings for the rear of the power cars. • 2 Couplings for the front. • 2 Clip-on NEM Sockets |
| OO Gauge Elite Class 91 & Mk4 Coaches Original Tooling (<i>non-NEM</i>) | 4WH0300622 |  | OO Gauge ELITE - Class 91 & Mk4 Coaches - 4WH0300622  MK4 Coaches (<i>original non-NEM</i>) DVT (<i>original non-NEM</i>) Class 91 (<i>original non-NEM</i>) Coupling face to Hole Centre | Special Coupling Pack for the Original Tooling Non-NEM fitting includes:- <ul style="list-style-type: none"> • Elite Coupling or Class 91 with Shroud • 16 x Elite Couplings for 8 Mk4 Coaches • Elite Coupling for Mk4 DVT |







Please refer to the 'Fitting Guide for Hunt Coupling's, this is available to download at <https://westhillwagonworks.com/>

| Description | Product Code | Product Pictures | Diagrams / Lengths | Notes / Application |
|--|--------------|---|--|---|
| OO Gauge Elite Class 91 & Mk4 DVT only Original Tooling (non-NEM) | 4WH0300623 |  | <p>OO Gauge ELITE - Class 91 & Mk4 DVT only - 4WH0300623</p>  | Special Pack for the Original Tooling Non-NEM 362 fitting includes – <ul style="list-style-type: none"> • 1 x Elite Coupling For Class 91 with Shroud • 1 x ELITE Coupling For Mk4 DVT |
| OO Gauge Elite Class 91 & Mk4 Coaches (2022 Release with NEM sockets) | 4WH0300630 |  | <p>OO Gauge ELITE - Class 91 & Mk4 Coaches (2022 Release) - 4WH0300630</p>  | Special NEM Coupling Pack includes:- <ul style="list-style-type: none"> • Elite Coupling or Class 91 with Shroud • 18 x Elite Couplings for 9 Mk4 Coaches • Elite Coupling for Mk4 DVT |
| OO Gauge Elite Class 91 & Mk4 DVT only (2022 Release with NEM sockets) | 4WH0300631 |  | <p>OO Gauge ELITE - Class 91 & Mk4 DVT only (2022 Release) - 4WH0300631</p>  | Special NEM Pack includes – <ul style="list-style-type: none"> • 1 x Elite Coupling For Class 91 with Shroud • 1 x ELITE Coupling For Mk4 DVT |







Please refer to the 'Fitting Guide for Hunt Coupling's, this is available to download at <https://westhillwagonworks.com/>

| Description | Product Code | Product Pictures | Diagrams / Lengths | Notes / Application |
|--|--------------|---|--|---|
| OO Gauge Elite **BUCKEYE** Dapol/Airfix Mk2 Coaches Close Coupling for Clip Sockets | 4WH0300712 |  | OO Gauge ELITE **BUCKEYE** Close Clip Couplings for Dapol/Airfix Mk2 Coaches - 4WH0300712  Coupling face to centre of mounting hole | Buckeye Coupler Representation 14.7mm from mounting hole centre to magnet face |
| OO Gauge Elite **BUCKEYE** Couplings for Hornby MK2D Coaches Close Coupling for Clip Sockets | 4WH0300717 |  | OO Gauge ELITE **BUCKEYE** - Close Clip Couplings for Hornby MK2D - 4WH0300717  Coupling face to centre of mounting holes | Buckeye Coupler Representation 14.7mm from mounting hole centre to magnet face For Mk2D coaches that are fitted with the older style Clip fit type couplings |
| OO Gauge Elite **BUCKEYE** Couplings for Hornby Pullman Coaches Close Coupling for Clip Sockets | 4WH0300702 |  | OO Gauge ELITE **BUCKEYE** Close Clip Couplings for Hornby Pullman Coaches - 4WH0300702  Coupling face to centre of mounting hole | Buckeye Coupler Representation 15.8mm from mounting hole centre to magnet face <i>Note:- these are not suitable for the newer Hornby Type K Pullman Coaches, use Close NEM.</i> |







Please refer to the 'Fitting Guide for Hunt Coupling's, this is available to download at <https://westhillwagonworks.com/>

| Description | Product Code | Product Pictures | Diagrams / Lengths | Notes / Application |
|---|--------------|---|---|--|
| <p>OO Gauge <i>ELITE-EXTRA</i></p> <p>Dellner Couplings for Accurascale Mk5 Coaches</p> <p>Close Coupling For NEM Sockets</p> | 4WH0300718 |  | <p>OO Gauge ELITE EXTRA Dellner Close NEM Couplings for Accurascale Mk5 Coaches - 4WH0300718</p>  | <p>Special couplers for close coupling of the Accurascale Mk5 coaching stock</p> <p>ELITE-EXTRA couplings have extra strength for use when coupling heavier or longer rakes of vehicles.</p> |
| <p>OO Gauge Elite</p> <p>Couplings for Accurascale Mk1 Suburban Coaches</p> <p>Close Coupling for NEM Sockets</p> | 4WH0300679 |  | <p>OO Gauge ELITE Close NEM Couplings for Accurascale Mk1 Suburban Coaches - 4WH0300679</p>  | <p>Special couplers for close coupling of the Accurascale 57' Suburban Coaching Stock</p> |
| <p>OO Gauge Elite</p> <p>Couplings for Dapol GWR Toplight Mainline City Coaches</p> <p>Close Coupling for NEM Sockets</p> | 4WH0300680 |  | <p>OO Gauge ELITE Close NEM Couplings for Dapol GWR Toplight Mainline City Coaches - 4WH0300680</p>  | <p>Special couplers for close coupling of the Dapol GWR Toplight Mainline City Coaching Stock</p> |







Please refer to the 'Fitting Guide for Hunt Coupling's, this is available to download at <https://westhillwagonworks.com/>

| Description | Product Code | Product Pictures | Diagrams / Lengths | Notes / Application |
|--|--------------|---|--|--|
| OO Gauge Elite Intermediate Couplings for Hornby/Triang Riveted Socket | 4WH0300632 |  | <p>OO Gauge ELITE - Intermediate Couplings for Hornby/Triang Riveted Socket - 4WH0300632</p>  <p>Coupling face to rivet hole centre</p> | <p>Intermediate Couplings for fitting to Hornby/Triang rolling stock after removal of the rivet holding the original coupling</p> <p>These couplings simply click into place in the rivet hole</p> |
| OO Gauge Elite Close Couplings for Hornby/Triang Riveted Socket | 4WH0300633 |  | <p>OO Gauge ELITE - Close Couplings for Hornby/Triang Riveted Socket - 4WH0300633</p>  <p>Coupling face to rivet hole centre</p> | <p>Close Couplings for fitting to Hornby/Triang rolling stock after removal of the rivet holding the original coupling</p> |
| OO Gauge Elite Intermediate Pivoting for Hornby/Triang Riveted Socket | 4WH0300648 |  | <p>OO Gauge ELITE - Pivoting Intermediate Couplings for Hornby/Triang Riveted Socket - 4WH0300648</p>  <p>Coupling face to rivet hole centre</p> | <p>Intermediate Couplings for fitting to Hornby/Triang rolling stock after removal of the rivet holding the original coupling</p> <p>Suitable for locomotives and rolling stock where extra freedom of movement on curves is required.</p> |







Please refer to the 'Fitting Guide for Hunt Coupling's, this is available to download at <https://westhillwagonworks.com/>

| Description | Product Code | Product Pictures | Diagrams / Lengths | Notes / Application |
|---|--------------|---|---|---|
| OO Gauge Elite Pivoting Couplings For Hornby/Lima PGA Wagons | 4WH0300646 |  | <p>OO Gauge ELITE - Pivoting Couplings For Hornby / Lima PGA Wagons - 4WH0300646</p>  <p>Coupling face to centre of mounting holes</p> | Special pivoting couplings designed to clip fit into the Lima coupling sockets such as those fitted to PGA Hopper Wagos |
| OO Gauge Elite Close Couplings for Screw Type fitting | 4WH0300645 |  | <p>OO Gauge ELITE – Close Screw Type Couplings - 4WH0300645</p>  <p>Coupling face to centre of mounting holes</p> | <p>Screw type fitting</p> <p>11.7mm from mounting hole centre to magnet face</p> <p>Suitable for screw fitted couplings, for example Hornby, Replica, Mainline and other older locomotives and rolling stock.</p> |
| OO Gauge Elite Extra Close Couplings for Screw Type fitting | 4WH0300659 |  | <p>OO Gauge ELITE – Extra Close Screw Type Couplings - 4WH0300659</p>  <p>Coupling face to centre of mounting holes</p> | <p>XC mark on coupling top face</p> <p>Screw type fitting</p> <p>9.5mm from mounting hole centre to magnet face</p> <p>Suitable for screw fitted couplings, for example Hornby, Replica, Mainline and other older locomotives and rolling stock.</p> |










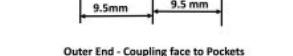
Please refer to the 'Fitting Guide for Hunt Coupling's, this is available to download at <https://westhillwagonworks.com/>

| Description | Product Code | Product Pictures | Diagrams / Lengths | Notes / Application |
|---|--------------|---|--|---|
| <p>OO Gauge Elite ** PIVOTING **</p> <p>Intermediate for Screw Type fitting</p> | 4WH0300638 |  | <p>OO Gauge ELITE - Pivoting Intermediate Screw Type Couplings - 4WH0300638</p>  <p>Coupling face to centre of mounting holes</p> | <p>Screw type fitting</p> <p>12.7mm from mounting hole centre to magnet face</p> <p>Suitable for screw fitted couplings, for example Hornby, Replica, Mainline and other older locomotives and rolling stock where extra freedom of movement on curves is required.</p> |
| <p>OO Gauge Elite</p> <p>Close Coupling for Clip Sockets</p> | 4WH0300647 |  | <p>OO Gauge ELITE – Close Couplings for Clip Socket - 4WH0300647</p>  <p>Coupling face to centre of mounting hole</p> | <p>■ mark on coupling top face</p> <p>16mm from mounting hole centre to magnet face</p> |
| <p>OO Gauge Elite</p> <p>Extra-Close Coupling for Clip Sockets</p> | 4WH0300651 |  | <p>OO Gauge ELITE – Extra Close Couplings for Clip Socket - 4WH0300651</p>  <p>Coupling face to centre of mounting hole</p> | <p>XC mark on coupling top face</p> <p>15mm from mounting hole centre to magnet face</p> |



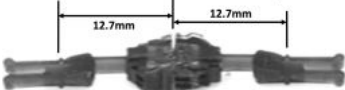
Please refer to the 'Fitting Guide for Hunt Coupling's, this is available to download at <https://westhillwagonworks.com/>

| Description | Product Code | Product Pictures | Diagrams / Lengths | Notes / Application |
|--|--------------|---|--|--|
| OO Gauge Elite Close Coupling Open-End for Clip Sockets | 4WH0300665 |  | <p>OO Gauge ELITE – Close Couplings for Open End Clip Socket - 4WH0300665</p>  <p>Coupling face to centre of mounting hole</p> | <p>■ mark on coupling top face</p> <p>16mm from mounting hole centre to magnet face</p> |
| OO Gauge Elite **BUCKEYE** Intermediate Coupling for Centreset Shank fitting | 4WH0300711 |  | <p>OO Gauge ELITE - **BUCKEYE** Intermediate Coupling for Centreset Shank - 4WH0300711</p>  <p>Coupling face to centre of mounting hole</p> | <p>Knuckle Coupler Representation</p> <p>14.5mm from mounting hole centre to magnet face</p> |
| OO Gauge Elite **BUCKEYE** Ultra Close Coupling for Centreset Shank fitting | 4WH0300706 |  | <p>OO Gauge ELITE - **BUCKEYE** Ultra Close Coupling – Couplings for Centreset Shank - 4WH0300706</p>  <p>Coupling face to centre of mounting hole</p> | <p>Knuckle Coupler Representation</p> <p>12.8mm from mounting hole centre to magnet face</p> |







Please refer to the 'Fitting Guide for Hunt Coupling's, this is available to download at <https://westhillwagonworks.com/>

| Description | Product Code | Product Pictures | Diagrams / Lengths | Notes / Application |
|--|--------------|---|--|--|
| OO Gauge Elite Coupling Pack for Bachmann FFA/FGA Wagons | 4WH0300616 |  | <p>OO Gauge ELITE - Coupling Pack for Bachmann FFA/FGA Wagons - 4WH0300616</p> <p>Outer End Coupling</p>  <p>INNER Drawbar</p>  <p>Coupling face to pockets</p> | <p>Special set for INNER drawbars and OUTER end of the Bachmann FFA/FGA wagons</p> <p>I mark on coupling top face of OUTER Wagon couplings</p> |
| OO Gauge Elite Coupling Pack for Bachmann Intermodal Wagons | 4WH0300617 |  | <p>OO Gauge ELITE - Coupling Pack For Bachmann Intermodal Wagons - 4WH0300617</p> <p>INNER Drawbar</p>  <p>OUTER Wagon End</p>  <p>Coupling face to pockets</p> | <p>Special set for INNER drawbars and OUTER end of the Bachmann Intermodal wagons</p> <p>C mark on coupling top face of OUTER Wagon couplings</p> |
| OO Gauge Elite Coupling Pack for DAPOL MRA/MRC Wagons | 4WH0300615 |  | <p>OO Gauge ELITE - Coupling Pack For DAPOL MRA/MRC Wagons - 4WH0300615</p> <p>INNER Drawbar</p>  <p>Overall length</p>  <p>Outer End - Coupling face to Pockets</p>  | <p>Special set for INNER drawbars and OUTER end of Dapol MRA/MRC wagons</p> <p>C mark on coupling top face of OUTER Wagon couplings</p> |







Please refer to the 'Fitting Guide for Hunt Coupling's, this is available to download at <https://westhillwagonworks.com/>

| Description | Product Code | Product Pictures | Diagrams / Lengths | Notes / Application |
|---|--------------|---|---|---|
| OO Gauge Elite Coupling Pack for Dapol Megafret Wagons | 4WH0300624 |  | <p>OO Gauge ELITE - Dapol Megafret Wagons - 4WH0300624</p> <p>Coupling face to Hole Centre</p> <p>Inner Drawbars 10 mm 10 mm</p>  <p>Outer Ends of Wagon 9.5mm 9.5mm</p>  <p>Coupling face to NEM Pocket</p> | <p>Special Pack includes –</p> <ul style="list-style-type: none"> • 5 Pairs for NEM Draw Bars Between Wagons • 5 Pairs of Elite C Close for the ends of the Wagons |
| OO Gauge Elite Dapol FEA-B "Spine" Wagons | 4WH0300625 |  | <p>OO Gauge ELITE - Dapol FEA-B "Spine" Wagons - 4WH0300625</p> <p>Inner Wagon Drawbar</p>  <p>11.5mm 11.5mm</p> <p>Coupling face to Hole Centre</p> <p>Outer Wagon Coupling</p>  <p>11.7mm 11.7mm</p> <p>Coupling face to NEM Pocket</p> | <p>Special Pack includes –</p> <ul style="list-style-type: none"> • 5 Pairs for NEM Draw Bars between inner ends of Wagons • 5 Pairs of I Intermediate Elite for the outer ends of the Wagons |
| OO Gauge Elite **BUCKEYE** Dapol JHA O&K Wagons | 4WH0300710 |  | <p>OO Gauge ELITE - **BUCKEYE** Dapol JHA O&K Wagons - 4WH0300710</p> <p>Outer rake end couplings</p>  <p>11.7mm 11.7mm</p>  <p>12.7mm 12.7mm</p> <p>Inner couplings within rake</p> <p>Coupling face to wagon socket</p> | <p>This pack includes:-</p> <ul style="list-style-type: none"> • 8 Pairs of a Special couplings designed for inner ends of the Dapol JHA Hopper Wagons • 2 Pairs of I Intermediate Elite Couplings for the end wagon connection to your loco |





Please refer to the 'Fitting Guide for Hunt Coupling's, this is available to download at <https://westhillwagonworks.com/>

| Description | Product Code | Product Pictures | Diagrams / Lengths | Notes / Application |
|---|--------------|---|---|---|
| OO Gauge Elite Close Couplings for EFE Rail SEA Wagons (5 Pairs) | 4WH0300664 |  | <p>OO Gauge ELITE - Coupling Pack For EFE Rail Wagons only - 4WH0300664</p>  | EFE marking on coupling top face Special Pack includes – <ul style="list-style-type: none"> • 5 Pairs for EFE Rail Wagons only (such as the BR SEA Wagons with the larger NEM sockets) |
| OO Gauge Elite Bachmann Class 220/221 “Voyager “ | 4WH0300626 |  | <p>OO Gauge ELITE - Bachmann Class 220/221 “Voyager “ - 4WH0300626</p>  | Special couplings designed for the Bachmann Class 220/221 10 Pairs |
| OO Gauge Elite Hornby APT Class 370 Set Advanced Passenger Train | 4WH0300620 |  | <p>OO Gauge ELITE - APT Class 370 Set - 4WH0300620</p>  | Special APT Coupling Pack Includes: <ul style="list-style-type: none"> 1 Pair for TBF Coach 2 Pairs for NDM 1 Pair for Development Coach |







Please refer to the ‘Fitting Guide for Hunt Coupling’s, this is available to download at <https://westhillwagonworks.com/>

| Description | Product Code | Product Pictures | Diagrams / Lengths | Notes / Application |
|--|--------------|---|--|---|
| OO Gauge Elite APT Development Coach / Test Car | 4WH0300621 |  | <p>OO Gauge ELITE - APT Development Coach / Test Car - 4WH0300621</p>  | <p>Special Couplings set incl:-</p> <ul style="list-style-type: none"> • 1 pair for APT Development coach (48204) • 1 pair Stepped Close Couplings for Bachmann coaches • 1 pair of Close Couplings for Locomotives and Hornby coaches |
| OO Gauge Elite **BUCKEYE** APT NDM Power Car | 4WH0300682 |  | <p>OO Gauge ELITE - APT NDM Power Car / Test Coach - 4WH0300682</p>  | <p>Special Couplings set incl:-</p> <ul style="list-style-type: none"> • 1 pair for APT NDM Power Car (49xxx) - Buckeye • 1 pair Buckeye Stepped Close Couplings for Bachmann coaches • 1 pair of Buckeye Close Couplings for Locomotives and Hornby coaches |
| OO Gauge Elite Dellner Pivoting Multiple Working Couplings for Hornby Hitachi Class 800 | 4WH0300629 |  | <p>OO Gauge ELITE - Dellner Pivoting Multiple Working Couplings for Hornby Hitachi Class 800 - 4WH0300629</p>  | <p>Special couplings for the outer (nose) end of Hornby Class 800 sets allowing two sets to be coupled together.</p> |









Please refer to the 'Fitting Guide for Hunt Coupling's, this is available to download at <https://westhillwagonworks.com/>

| Description | Product Code | Product Pictures | Diagrams / Lengths | Notes / Application |
|---|--------------|---|--|---|
| OO Gauge Elite Dellner Pivoting Multiple Working – Bachmann Class 220/221 “Voyager” | 4WH0300628 |  | <p>OO Gauge ELITE - Dellner Pivoting Multiple Working for Bachmann Class 220/221 “Voyager” - 4WH0300628</p>  <p>Overall Length of Each Coupling</p> | Special couplings for the outer (nose) end of Bachmann Voyager sets allowing two sets to be coupled together. |
| OO Gauge Elite For coupling the Dapol Class 68 to the Accurascale TPE Mk5 Coach Set | 4WH0300650 |  | <p>OO Gauge ELITE - Dapol Class 68 to TPE Mk5 - 4WH0300650</p>  <p>Intermediate Coupling face to NEM Pocket Inter - Close</p> | Special pack of couplings for the Dapol Class 68 to TPE Mk5 Set, includes 2 Pairs of Couplings:- <ul style="list-style-type: none"> • 1 pair of Intermediate • 1 pair of Inter-Close) |
| OO Gauge ELITE Set To Fit Hornby Class 390 Pendolino Set (Powercar, Trailer & 4 Coaches) | 4WH0300657 |  | <p>OO Gauge ELITE - Pendolino Power Car, Trailer & Coaches - 4WH0300657</p>  <p>Trailer Power Car Coaches</p> | Special couplings designed for the Hornby Class 390 Pendolino Set 1 Coupling To Fit Powered Car 1 Coupling To Fit Trailer 8 Couplings To Fit 4 Coaches |







Please refer to the ‘Fitting Guide for Hunt Coupling’s, this is available to download at <https://westhillwagonworks.com/>

| Description | Product Code | Product Pictures | Diagrams / Lengths | Notes / Application |
|---|--------------|---|--|--|
| OO Gauge ELITE Set To Fit Hornby Pendolino Class 390 Coaches (5 Coaches) | 4WH0300658 |  |  <p>OO Gauge ELITE - Pendolino Coaches - 4WH0300658</p> | Special couplings designed for the Hornby Class 390 Pendolino Coaches 10 Couplings To Fit 5 Coaches Use when adding additional coaches to your Pendolino Set. |
| OO Gauge Elite ViTrains Class 37 & Class 47 Locomotives | 4WH0300618 |  |  <p>OO Gauge ELITE - ViTrains 37-47 - 4WH0300618</p> <p>Overall Length of Each Coupling</p> | Special Couplings to fit Vi-Trains Class 37 and Class 47 locomotives |
| OO Gauge Elite Multi-Close NEM Couplings | 4WH0300654 |  |  <p>OO Gauge ELITE – Multi Close NEM Couplings - 4WH0300654</p> <p>Coupling face to NEM Socket</p> | C mark on coupling top face Close – 9.5mm from NEM 362 pocket face to magnet face Special NEM Couplings for use with either Hunt Coupling Elite or with standard tension-lock type couplings. |







Please refer to the 'Fitting Guide for Hunt Coupling's, this is available to download at <https://westhillwagonworks.com/>

| Description | Product Code | Product Pictures | Diagrams / Lengths | Notes / Application |
|--|--------------|--|--|--|
| NEM Socket for Bachmann Suburban Coaches | 4WH0300102 |  | <p>OO Gauge - NEM Socket to fit Bachmann Suburban Coaches 4WH0300102</p>  | <p>Special NEM 362 socket adaptor plates designed for Bachmann Suburban Coaches.</p> <p>These NEM 362 sockets can also be useful for fitting to scratchbuilt or kitbuilt rolling stock</p> |
| NEM Socket to fit Hornby Seacow Wagons | 4WH0300101 |  | <p>OO Gauge - NEM Socket to fit Hornby Seacow Wagons - 4WH0300101</p>  | <p>Special NEM socket adaptor for fitting to Hornby Seacow Wagons</p> <p>These NEM 362 sockets can also be useful for fitting to scratchbuilt or kitbuilt rolling stock</p> |
| NEM Sockets to fit Bachmann / Hornby OO | 4WH0300103 |  | <p>OO Gauge - NEM Sockets - 4WH0300103</p>  | <p>NEM 362 Sockets for Rolling Stock</p> <p>Replacement adaptor that fits into the V-shaped slot on many types of OO Gauge rolling stock</p> |
| NEM Sockets for the Hornby APT Development Coach | 4WH0300104 |  | <p>OO Gauge - NEM Sockets for APT Development Coach - 4WH0300104</p>  | <p>NEM 362 Sockets specifically for the Hornby APT Development Coach to allow fitting of standard NEM couplings such that the coach can be coupled to other rolling stock.</p> |







Please refer to the 'Fitting Guide for Hunt Coupling's, this is available to download at <https://westhillwagonworks.com/>

| Description | Product Code | Product Pictures | Diagrams / Lengths | Notes / Application |
|--|--------------|---|--|--|
| NEM Sockets for the Hornby APT NDM Power Car | 4WH0300112 |  | <p>OO Gauge - NEM Sockets for APT NDM Power Car - 4WH0300112</p>  <p>NEM Socket face to mounting hole centre</p> | NEM 362 Sockets specifically for the Hornby APT NDM Power Car to allow fitting of standard NEM couplings such that the power car can be coupled to other rolling stock. |
| NEM Sockets for the front end of the Hornby Mk4 DVT (2022 Release) | 4WH0300105 |  | <p>OO Gauge - NEM Socket for outer end of Hornby Mk4 DVT (2022 Release) - 4WH0300105</p>  <p>NEM Socket face to DVT front valence inner mounting face</p> | NEM Socket Adaption Allowing You To Prototypically Drag Your Mk4 DVT (2022 Release) |
| Screw Fit NEM Sockets Short (10mm) | 4WH0300106 |  | <p>OO Gauge – Screw Fit NEM Sockets – Short (10mm) - 4WH0300106</p>  <p>NEM Socket face to mounting hole centre</p> | <p>NEM 362 Sockets with a screw mounting hole – useful for kit built and scratch built stock</p> <p>Short version 10 mm from mounting hole to pocket face</p> <p>Includes spacers.</p> |








Please refer to the 'Fitting Guide for Hunt Coupling's, this is available to download at <https://westhillwagonworks.com/>

| Description | Product Code | Product Pictures | Diagrams / Lengths | Notes / Application |
|---|--------------|---|--|--|
| Screw Fit NEM Sockets Long (15mm) | 4WH0300107 |  | <p>OO Gauge – Screw Fit NEM Sockets – Long (15mm) - 4WH0300107</p>  | <p>NEM 362 Sockets with a screw mounting hole – useful for kit built and scratch built stock</p> <p>Long version 15 mm from mounting hole to pocket face</p> <p>Includes spacers.</p> |
| Screw Fit NEM Socket Mounts | 4WH0300109 |  | <p>OO Gauge – Screw Fit Socket Mounts for NEM - 4WH0300109</p>  | <p>Useful for kit built and scratch built stock</p> <p>Includes spacers.</p> |
| OO Gauge Elite NEM Couplings with Diesel Loco Mini Snowploughs SET 1 – Class 25 | 4WH0800601 |  | <p>OO Gauge ELITE – Class 25 Mini Ploughs – SET 1 Close Couplings for NEM Sockets - 4WH0800601</p>  | <p>C mark on coupling top face</p> <p>Close – 9.5mm from NEM 362 pocket face to magnet face</p> <p>Suitable for Bachmann Class 24 and Class 25 locomotives.</p> <p>Supplied Unpainted</p> |










Please refer to the 'Fitting Guide for Hunt Coupling's, this is available to download at <https://westhillwagonworks.com/>

| Description | Product Code | Product Pictures | Diagrams / Lengths | Notes / Application |
|---|--------------|---|---|--|
| <p>OO Gauge Elite</p> <p>NEM Couplings with Diesel Loco Mini Snowploughs</p> <p>SET 2 – Class 20</p> | 4WH0800602 |  | <p>OO Gauge ELITE – Class 20 Mini Ploughs – SET 2 Close Couplings for NEM Sockets - 4WH0800602</p>  <p>Coupling face to NEM pocket</p> | <p>C mark on coupling top face</p> <p>Close – 9.5mm from NEM 362 pocket face to magnet face</p> <p>Suitable for Bachmann Class 20 locomotives.</p> <p>Supplied Unpainted</p> |
| <p>OO Gauge Elite</p> <p>NEM Couplings with Diesel Loco Mini Snowploughs</p> <p>SET 3 – Class 47 (2022 onwards)</p> | 4WH0800603 |  | <p>OO Gauge ELITE – Class 47 (2022 on) Mini Ploughs – SET 3 Close Couplings for NEM Sockets - 4WH0800603</p>  <p>Coupling face to NEM pocket</p> | <p>C mark on coupling top face</p> <p>Close – 9.5mm from NEM 362 pocket face to magnet face</p> <p>Suitable for 2022 onwards Bachmann models of Class 47 locomotives.</p> <p>Supplied Unpainted</p> |
| <p>OO Gauge Elite</p> <p>NEM Couplings with Diesel Loco Mini Snowploughs</p> <p>SET 4 – Class 47 (pre-2022)</p> | 4WH0800604 |  | <p>OO Gauge ELITE – Class 47 (pre-2022) Mini Ploughs – SET 4 Intermediate Couplings for NEM Sockets - 4WH0800604</p>  <p>Coupling face to NEM pocket</p> | <p>I mark on coupling top face</p> <p>Close – 11.7mm from NEM 362 pocket face to magnet face</p> <p>Suitable for pre-2022 Bachmann Class 47 locomotives.</p> <p>Supplied Unpainted</p> |





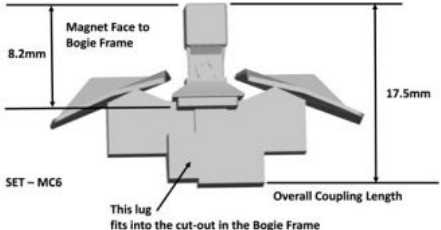


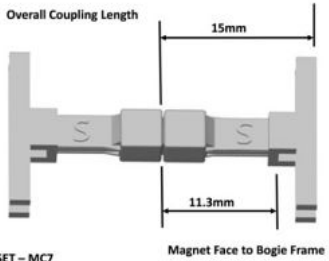

Please refer to the 'Fitting Guide for Hunt Coupling's, this is available to download at <https://westhillwagonworks.com/>

| Description | Product Code | Product Pictures | Diagrams / Lengths | Notes / Application |
|---|--------------|---|---|--|
| <p>OO Gauge Elite</p> <p>NEM Couplings with Diesel Loco Mini Snowploughs</p> <p>SET 5 – Class 37 (2022 onwards)</p> | 4WH0800605 |  | <p>OO Gauge ELITE – Class 37 (2022 on) Mini Ploughs – SET 5 Close Couplings for NEM Sockets - 4WH0800605</p>  <p>Coupling face to NEM pocket</p> | <p>C mark on coupling top face</p> <p>Close – 9.5mm from NEM 362 pocket face to magnet face</p> <p>Suitable for 2022 onwards Bachmann models of Class 37 locomotives.</p> <p>Supplied Unpainted</p> |
| <p>OO Gauge Elite</p> <p>NEM Couplings with Diesel Loco Mini Snowploughs</p> <p>SET 6 – Class 37 (pre-2022)</p> | 4WH0800606 |  | <p>OO Gauge ELITE – Class 37 (pre-2022) Mini Ploughs – SET 6 Intermediate Couplings for NEM Sockets - 4WH0800606</p>  <p>Coupling face to NEM pocket</p> | <p>I mark on coupling top face</p> <p>Close – 11.7mm from NEM 362 pocket face to magnet face</p> <p>Suitable for pre-2022 versions of the Bachmann Class 37 locomotives.</p> <p>Supplied Unpainted</p> |
| <p>OO Gauge Elite</p> <p>Close Couplings for Hornby Coaches to replace the Moulded Type Tension Lock Couplings</p> <p>Set MC1</p> | 4WH0300667 |  <p>NOTE – fitting these couplings requires you to cut off the original couplings from your model and gluing the Hunt Coupling in place.</p> | <p>OO Gauge ELITE – Hornby Coaches with Moulded Tension Locks Close Couplings to replace the Moulded Couplings - 4WH0800667</p>  <p>Overall Coupling Length 13mm</p> <p>9.3mm</p> <p>SET – MC1</p> <p>Magnet Face to Bogie Frame</p> | <p>C mark on coupling top face for Hornby Coaches that have Tension Lock Couplings Moulded to the bogies like this.</p>  |





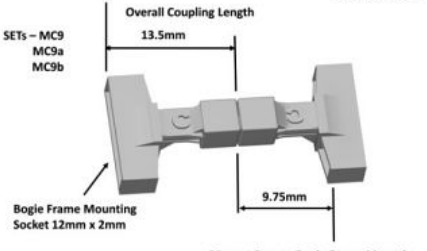


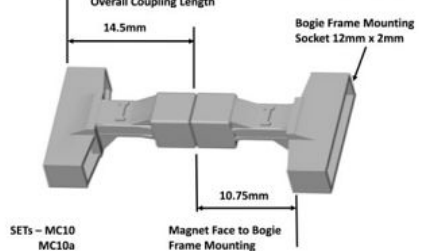

Please refer to the 'Fitting Guide for Hunt Coupling's, this is available to download at <https://westhillwagonworks.com/>

| Description | Product Code | Product Pictures | Diagrams / Lengths | Notes / Application |
|---|--------------|--|---|--|
| <p>OO Gauge Elite</p> <p>Intermediate Couplings for Hornby Coaches to replace the Moulded Type Tension Lock Couplings</p> <p>Set MC2</p> | 4WH0300668 |  <p>NOTE – fitting these couplings requires you to cut off the original couplings from your model and gluing the Hunt Coupling in place.</p> | <p>OO Gauge ELITE – Hornby Coaches with Moulded Tension Locks Intermediate Couplings to replace the Moulded Couplings - 4WH0300668</p>  <p>SET – MC2</p> | <p>■ mark on coupling top face for Hornby Coaches that have Tension Lock Couplings Moulded to the bogies like this.</p>  |
| <p>OO Gauge Elite</p> <p>** PIVOTING **</p> <p>Close Couplings for Hornby 2 Axle Wagons to replace the Moulded Type Tension Lock Couplings</p> <p>Set MC3</p> | 4WH0300669 |  <p>NOTE – fitting these couplings requires you to cut off the original couplings from your model and gluing the Hunt Coupling in place.</p> | <p>OO Gauge ELITE – Hornby 2-axle Wagons with Moulded Tension Locks - Pivoting Close Couplings to replace the Moulded Couplings - 4WH0300669</p>  <p>SET – MC3</p> | <p>■ mark on coupling top face for Hornby Wagons, including some 'Railroad' Wagons which have a deep flat end buffer beam like this.</p>  |
| <p>OO Gauge Elite</p> <p>** PIVOTING **</p> <p>Close Couplings for Hornby Short Wheelbase (SWB) 2 Axle Wagons to replace the Moulded Type Tension Lock Couplings</p> <p>Set MC4</p> | 4WH0300670 |  <p>NOTE – fitting these couplings requires you to cut off the original couplings from your model and gluing the Hunt Coupling in place.</p> | <p>OO Gauge ELITE – Hornby 2-axle Short Wheelbase Wagons with Moulded Tension Locks - Pivoting Close Couplings to replace the Moulded Couplings - 4WH0300670</p>  <p>SET – MC4</p> | <p>■ mark on coupling top face for Hornby Wagons, including some Short Wheelbase (SWB) 'Railroad' Wagons with couplings like this.</p>  |


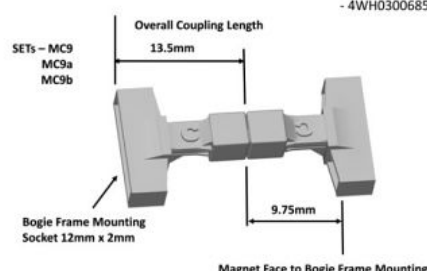


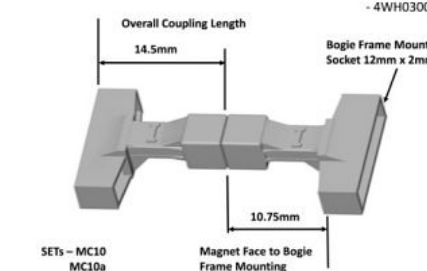


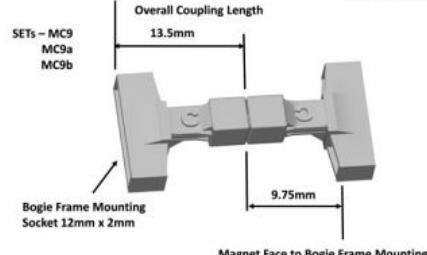

Please refer to the 'Fitting Guide for Hunt Coupling's, this is available to download at <https://westhillwagonworks.com/>

| Description | Product Code | Product Pictures | Diagrams / Lengths | Notes / Application |
|--|--------------|--|---|--|
| <p>OO Gauge Elite (1 pair) Close Couplings for Hornby Class 37 or 47 locomotives to replace the Moulded Type Tension Lock Couplings</p> <p>Set MC5</p> | 4WH0300671 |  <p>NOTE – fitting these couplings requires you to cut off the original couplings from your model and gluing the Hunt Coupling in place.</p> | <p>OO Gauge ELITE – Hornby Class 37/47 with Moulded Tension Locks Close Couplings to replace the Moulded Couplings - 4WH0300671</p>  | <p>C mark on coupling top face for Hornby Class 37 or Class 47 models that have the plastic moulded bogie frames with moulded tension lock couplings like this.</p>  |
| <p>OO Gauge Elite 1 Pair (unpainted) Close Couplings with Diesel Loco Mini Snowploughs for Hornby Class 37 or 47 to replace the Moulded Type Tension Lock Couplings</p> <p>Set MC6</p> | 4WH0300672 |  <p>NOTE – fitting these couplings requires you to cut off the original couplings from your model and gluing the Hunt Coupling in place.</p> | <p>OO Gauge ELITE – Hornby Class 37/47 with Moulded Tension Locks Close Couplings with Mini Ploughs to replace the Moulded Couplings - 4WH0300671</p>  | <p>C mark on coupling top face for Hornby Class 37 or Class 47 models that have the plastic moulded bogie frames with moulded tension lock couplings like this.</p>  |
| <p>OO Gauge Elite Standard Couplings for Hornby Coaches to replace the Moulded Type Tension Lock Couplings</p> <p>Set MC7</p> | 4WH0300673 |  <p>NOTE – fitting these couplings requires you to cut off the original couplings from your model and gluing the Hunt Coupling in place.</p> | <p>OO Gauge ELITE – Hornby Coaches with Moulded Tension Locks Standard Couplings to replace the Moulded Couplings - 4WH0300673</p>  | <p>S mark on coupling top face for Hornby Coaches that have Tension Lock Couplings Moulded to the bogies like this.</p>  |


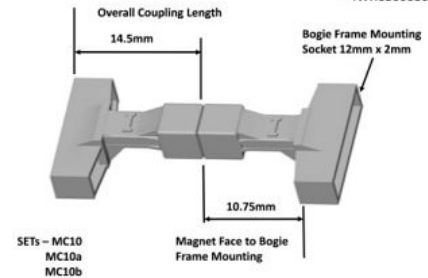


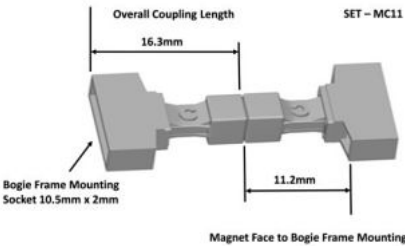


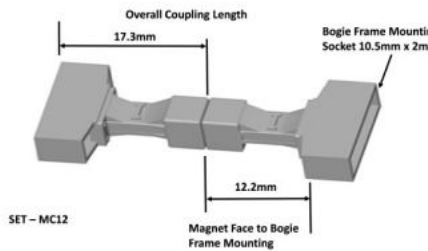

Please refer to the 'Fitting Guide for Hunt Coupling's, this is available to download at <https://westhillwagonworks.com/>

| Description | Product Code | Product Pictures | Diagrams / Lengths | Notes / Application |
|--|--------------|--|---|---|
| <p>OO Gauge Elite ** PIVOTING **</p> <p>Intermediate Couplings for Lima Wagons (such as Seacows) to replace the Moulded Type Tension Lock Couplings</p> <p>Set MC8</p> | 4WH0300674 |  <p>NOTE – fitting these couplings requires you to cut off the original couplings from your model and gluing the Hunt Coupling in place.</p> | <p>OO Gauge ELITE – Lima Wagons (e.g. Seacow Wagons) with Moulded Tension Locks - Pivoting Intermediate Couplings to replace the Moulded Couplings - 4WH0300674</p>  | <p>■ mark on coupling top face for Lima Wagons, including Bogie Seacow Wagons with couplings like this.</p>  |
| <p>OO Gauge Elite</p> <p>Close Couplings for Lima Mk1 Coaches to replace the Moulded Type Tension Lock Couplings</p> <p>Set MC9</p> | 4WH0300675 |  <p>NOTE – fitting these couplings requires you to cut off the original couplings from your model and gluing the Hunt Coupling in place.</p> | <p>OO Gauge ELITE – Lima Coaches with Moulded Tension Locks Close Couplings to replace the Moulded Couplings - 4WH0300675 - 4WH0300683 - 4WH0300685</p>  | <p>■ mark on coupling top face for Lima Coaches that have Tension Lock Couplings Moulded to the bogies like this.</p>  |
| <p>OO Gauge Elite</p> <p>Intermediate Couplings for Lima Mk1 Coaches to replace the Moulded Type Tension Lock Couplings</p> <p>Set MC10</p> | 4WH0300676 |  <p>NOTE – fitting these couplings requires you to cut off the original couplings from your model and gluing the Hunt Coupling in place.</p> | <p>OO Gauge ELITE – Lima Coaches with Moulded Tension Locks Intermediate Couplings to replace the Moulded Couplings - 4WH0300676 - 4WH0300684 - 4WH0300686</p>  | <p>■ mark on coupling top face for Lima Coaches that have Tension Lock Couplings Moulded to the bogies like this.</p>  |


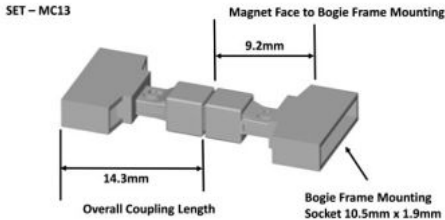


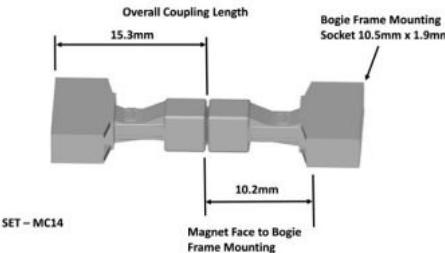


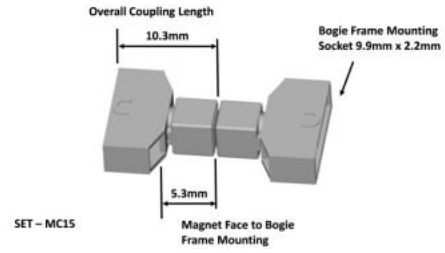

Please refer to the 'Fitting Guide for Hunt Coupling's, this is available to download at <https://westhillwagonworks.com/>

| Description | Product Code | Product Pictures | Diagrams / Lengths | Notes / Application |
|--|--------------|--|---|--|
| <p>OO Gauge Elite</p> <p>Close Couplings for Lima Mk2 Coaches to replace the Moulded Type Tension Lock Couplings</p> <p>Set MC9a</p> | 4WH0300685 |  <p>NOTE – fitting these couplings requires you to cut off the original couplings from your model and gluing the Hunt Coupling in place.</p> | <p>OO Gauge ELITE – Lima Coaches with Moulded Tension Locks Close Couplings to replace the Moulded Couplings - 4WH0300675 - 4WH0300683 - 4WH0300685</p>  | <p>C mark on coupling top face for Lima Coaches that have Tension Lock Couplings Moulded to the bogies like this.</p>  |
| <p>OO Gauge Elite</p> <p>Intermediate Couplings for Lima Mk2 Coaches to replace the Moulded Type Tension Lock Couplings</p> <p>Set MC10a</p> | 4WH0300686 |  <p>NOTE – fitting these couplings requires you to cut off the original couplings from your model and gluing the Hunt Coupling in place.</p> | <p>OO Gauge ELITE – Lima Coaches with Moulded Tension Locks Intermediate Couplings to replace the Moulded Couplings - 4WH0300676 - 4WH0300684 - 4WH0300686</p>  | <p>I mark on coupling top face for Lima Coaches that have Tension Lock Couplings Moulded to the bogies like this.</p>  |
| <p>OO Gauge Elite</p> <p>Close Couplings for Lima Mk3 / HST Coaches to replace the Moulded Type Tension Lock Couplings</p> <p>Set MC9b</p> | 4WH0300683 |  <p>NOTE – fitting these couplings requires you to cut off the original couplings from your model and gluing the Hunt Coupling in place.</p> | <p>OO Gauge ELITE – Lima Coaches with Moulded Tension Locks Close Couplings to replace the Moulded Couplings - 4WH0300675 - 4WH0300683 - 4WH0300685</p>  | <p>C mark on coupling top face for Lima Coaches that have Tension Lock Couplings Moulded to the bogies like this.</p>  |


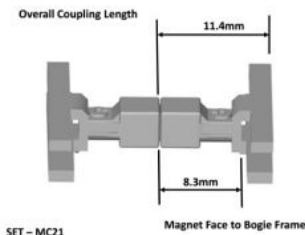


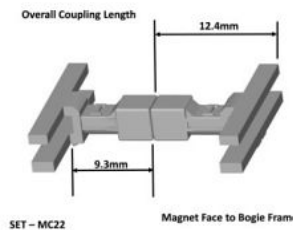


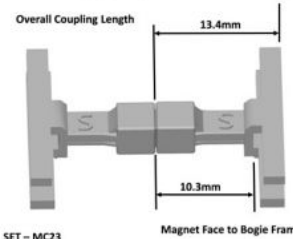

Please refer to the 'Fitting Guide for Hunt Coupling's, this is available to download at <https://westhillwagonworks.com/>

| Description | Product Code | Product Pictures | Diagrams / Lengths | Notes / Application |
|--|--------------|---|--|---|
| <p>OO Gauge Elite</p> <p>Intermediate Couplings for Lima Mk3 / HST Coaches to replace the Moulded Type Tension Lock Couplings</p> <p>Set MC10b</p> | 4WH0300684 |  <p>NOTE – fitting these couplings requires you to cut off the original couplings from your model and gluing the Hunt Coupling in place.</p> | <p>OO Gauge ELITE – Lima Coaches with Moulded Tension Locks Intermediate Couplings to replace the Moulded Couplings - 4WH0300676 - 4WH0300684 - 4WH0300686</p>  | <p>I mark on coupling top face for Lima Coaches that have Tension Lock Couplings Moulded to the bogies like this.</p>  |
| <p>OO Gauge Elite</p> <p>Close Couplings for Lima Locomotives Class 50 to replace the Moulded Type Tension Lock Couplings</p> <p>Set MC11</p> | 4WH0300687 |  <p>NOTE – fitting these couplings requires you to cut off the original couplings from your model and gluing the Hunt Coupling in place.</p> | <p>OO Gauge ELITE – Lima Class 50 Locomotives with Moulded Tension Locks Close Couplings to replace the Moulded Couplings - 4WH0300687</p>  | <p>C mark on coupling top face for Lima Class 50 Locomotives that have Tension Lock Couplings Moulded to the bogies like this.</p>  |
| <p>OO Gauge Elite</p> <p>Intermediate Couplings for Lima Locomotives Class 50 to replace the Moulded Type Tension Lock Couplings</p> <p>Set MC12</p> | 4WH0300688 |  <p>NOTE – fitting these couplings requires you to cut off the original couplings from your model and gluing the Hunt Coupling in place.</p> | <p>OO Gauge ELITE – Lima Class 50 Locomotives with Moulded Tension Locks Intermediate Couplings to replace the Moulded Couplings - 4WH0300688</p>  | <p>I mark on coupling top face for Lima Class 50 Locomotives that have Tension Lock Couplings Moulded to the bogies like this.</p>  |


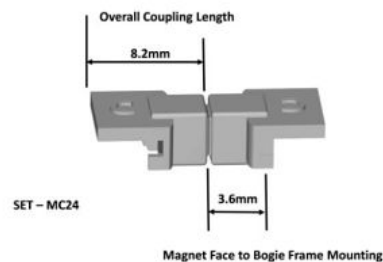







Please refer to the 'Fitting Guide for Hunt Coupling's, this is available to download at <https://westhillwagonworks.com/>

| Description | Product Code | Product Pictures | Diagrams / Lengths | Notes / Application |
|--|--------------|---|---|---|
| <p>OO Gauge Elite</p> <p>Close Couplings for Lima Locomotives Class 55 to replace the Moulded Type Tension Lock Couplings</p> <p>Set MC13</p> | 4WH0300693 |  | <p>OO Gauge ELITE – Lima Class 55 Locomotives with Moulded Tension Locks Close Couplings to replace the Moulded Couplings - 4WH0300693</p>  | <p>C mark on coupling top face for Lima Class 55 Locomotives that have Tension Lock Couplings Moulded to the bogies like this.</p>  |
| <p>OO Gauge Elite</p> <p>Intermediate Couplings for Lima Locomotives Class 50 to replace the Moulded Type Tension Lock Couplings</p> <p>Set MC14</p> | 4WH0300694 |  | <p>OO Gauge ELITE – Lima Class 55 Locomotives with Moulded Tension Locks Intermediate Couplings to replace the Moulded Couplings - 4WH0300694</p>  | <p>I mark on coupling top face for Lima Class 55 Locomotives that have Tension Lock Couplings Moulded to the bogies like this.</p>  |
| <p>OO Gauge Elite</p> <p>Close Couplings for Lima Locomotives Class 50 to replace the Moulded Type Tension Lock Couplings</p> <p>Set MC15</p> | 4WH0300695 |  <p>NOTE – fitting these couplings requires you to cut off the original couplings from your model and gluing the Hunt Coupling in place.</p> | <p>OO Gauge ELITE – Lima Class 59 Locomotives with Moulded Tension Locks Close Couplings to replace the Moulded Couplings - 4WH0300695</p>  | <p>C mark on coupling top face for Lima Class 59 Locomotives that have Tension Lock Couplings Moulded to the bogies like this.</p>  |


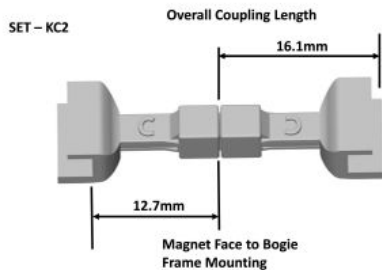


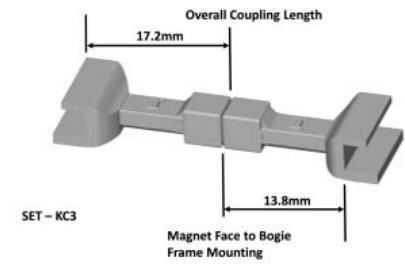


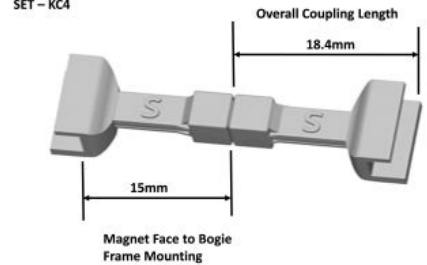

Please refer to the 'Fitting Guide for Hunt Coupling's, this is available to download at <https://westhillwagonworks.com/>

| Description | Product Code | Product Pictures | Diagrams / Lengths | Notes / Application |
|---|--------------|--|--|--|
| <p>OO Gauge Elite</p> <p>Close Couplings for Hornby Mk1 or Stanier Coaches with BR1 Style Bogies to replace the Moulded Type Tension Lock Couplings Set MC21</p> | 4WH0306101 |  <p>NOTE – fitting these couplings requires you to cut off the original couplings from your model and gluing the Hunt Coupling in place.</p> | <p>OO Gauge ELITE – Hornby Mk1 / Stanier Coaches with BR1 Style Bogies with Moulded Tension Locks - Close Couplings to replace the Moulded Couplings - 4WH0306101</p>  <p>SET – MC21</p> | <p>C mark on coupling top face for Hornby Mk1 Coaches that have Tension Lock Couplings Moulded to the bogies like this.</p>  |
| <p>OO Gauge Elite</p> <p>Intermediate Couplings for Hornby Mk1 or Stanier Coaches with BR1 Style Bogies to replace the Moulded Type Tension Lock Couplings Set MC22</p> | 4WH0306102 |  <p>NOTE – fitting these couplings requires you to cut off the original couplings from your model and gluing the Hunt Coupling in place.</p> | <p>OO Gauge ELITE – Hornby Mk1 / Stanier Coaches with BR1 Style Bogies with Moulded Tension Locks - Intermediate Couplings to replace the Moulded Couplings - 4WH0306102</p>  <p>SET – MC22</p> | <p>I mark on coupling top face for Hornby Mk1 Coaches that have Tension Lock Couplings Moulded to the bogies like this.</p>  |
| <p>OO Gauge Elite</p> <p>Standard Couplings for Hornby Mk1 or Stanier Coaches with BR1 Style Bogies to replace the Moulded Type Tension Lock Couplings Set MC23</p> | 4WH0306103 |  <p>NOTE – fitting these couplings requires you to cut off the original couplings from your model and gluing the Hunt Coupling in place.</p> | <p>OO Gauge ELITE – Hornby Mk1 / Stanier Coaches with BR1 Style Bogies with Moulded Tension Locks - Standard Couplings to replace the Moulded Couplings - 4WH0306103</p>  <p>SET – MC23</p> | <p>S mark on coupling top face for Hornby Mk1 Coaches that have Tension Lock Couplings Moulded to the bogies like this.</p>  |


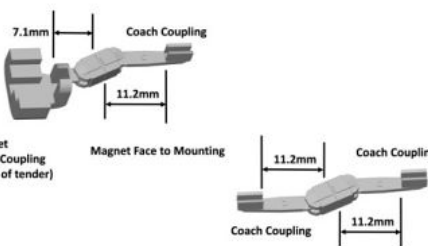

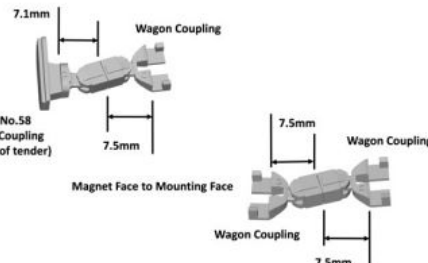
Please refer to the 'Fitting Guide for Hunt Coupling's, this is available to download at <https://westhillwagonworks.com/>

| Description | Product Code | Product Pictures | Diagrams / Lengths | Notes / Application |
|--|--------------|--|---|---|
| <p>OO Gauge Elite</p> <p>Close Couplings for Lima Locomotives Class 37 to replace the Moulded Type Tension Lock Couplings</p> <p>Set MC24</p> | 4WH0306104 |  <p>NOTE – fitting these couplings requires you to cut off the original couplings from your model and gluing the Hunt Coupling in place.</p> | <p>OO Gauge ELITE – Lima Class 37 Locomotives with Moulded Tension Locks Close Couplings to replace the Moulded Couplings - 4WH0306104</p>  <p>SET – MC24</p> | <p>C mark on coupling top face for Lima Class 37 Locomotives that have Tension Lock Couplings Moulded to the bogies like this.</p>  |
| <p>OO Gauge Elite</p> <p>Intermediate Couplings for Lima Locomotives Class 37 to replace the Moulded Type Tension Lock Couplings</p> <p>Set MC25</p> | 4WH0306105 |  <p>NOTE – fitting these couplings requires you to cut off the original couplings from your model and gluing the Hunt Coupling in place.</p> | <p>OO Gauge ELITE – Lima Class 37 Locomotives with Moulded Tension Locks Intermediate Couplings to replace the Moulded Couplings - 4WH0306105</p>  <p>SET – MC25</p> | <p>I mark on coupling top face for Lima Class 37 Locomotives that have Tension Lock Couplings Moulded to the bogies like this.</p>  |
| <p>OO Gauge Elite</p> <p>Extra Close Couplings ideal for kit built or scratch built coaches</p> <p>Set KC1</p> | 4WH0306111 |  | <p>OO Gauge ELITE – Extra Close Couplings for Kit-Built and Scratch Built Rolling Stock - 4WH0306111</p>  <p>SET – KC1</p> | <p>XC mark on coupling top face, with 3.2mm mounting slot suitable for many applications including kit built bogies like this.</p>  |









Please refer to the 'Fitting Guide for Hunt Coupling's, this is available to download at <https://westhillwagonworks.com/>

| Description | Product Code | Product Pictures | Diagrams / Lengths | Notes / Application |
|---|--------------|--|---|--|
| <p>OO Gauge Elite</p> <p>Close Couplings ideal for kit built or scratch built coaches</p> <p>Set KC2</p> | 4WH0306112 |  | <p>OO Gauge ELITE – Close Couplings for Kit-Built and Scratch Built Rolling Stock - 4WH0306112</p>  <p>SET – KC2</p> <p>Overall Coupling Length 16.1mm</p> <p>12.7mm</p> <p>Magnet Face to Bogie Frame Mounting</p> | <p>C mark on coupling top face, with 3.2mm mounting slot suitable for many applications including kit built bogies like this.</p>  |
| <p>OO Gauge Elite</p> <p>Intermediate Couplings ideal for kit built or scratch built coaches</p> <p>Set KC3</p> | 4WH0306113 |  | <p>OO Gauge ELITE – Intermediate Couplings for Kit-Built and Scratch Built Rolling Stock - 4WH0306113</p>  <p>SET – KC3</p> <p>Overall Coupling Length 17.2mm</p> <p>13.8mm</p> <p>Magnet Face to Bogie Frame Mounting</p> | <p>I mark on coupling top face, with 3.2mm mounting slot suitable for many applications including kit built bogies like this.</p>  |
| <p>OO Gauge Elite</p> <p>Standard Couplings ideal for kit built or scratch built coaches</p> <p>Set KC4</p> | 4WH0306114 |  | <p>OO Gauge ELITE – Standard Couplings for Kit-Built and Scratch Built Rolling Stock - 4WH0306114</p>  <p>SET – KC4</p> <p>Overall Coupling Length 18.4mm</p> <p>15mm</p> <p>Magnet Face to Bogie Frame Mounting</p> | <p>S mark on coupling top face, with 3.2mm mounting slot suitable for many applications including kit built bogies like this.</p>  |







Please refer to the 'Fitting Guide for Hunt Coupling's, this is available to download at <https://westhillwagonworks.com/>

| Description | Product Code | Product Pictures | Diagrams / Lengths | Notes / Application |
|--|--|--|---|--|
| OO Gauge Elite For Hornby Stephenson's Rocket & L&MR Coaches/Wagons Pivoting Close Couplings | 4WH0300677 (Loco & Coaches/Wagons) 4WH0300678 (Coaches/Wagons only) |  | OO Gauge ELITE – For Hornby Stephenson's Rocket & L&MR Coaches/Wagons Pivoting Close Couplings Product Codes - 4WH0300677 / 4WH0300678  | Special pack designed to fit the Hornby Rocket and Coaches <ul style="list-style-type: none"> 1 Pivoting Magnetic Coupling for Hornby Stephenson's Rocket 5 Pairs of Pivoting Magnetic Couplings To Fit L&MR Coaches/Wagons |
| OO Gauge Elite For Lion / Tiger Locomotives & L&MR Wagons Pivoting Close Couplings | 4WH0300690 (Loco & Wagons) 4WH0300691 (Wagons only) |  | OO Gauge ELITE – For Hornby Lion or Tiger Locomotive & L&MR Wagons Pivoting Close Couplings Product Codes - 4WH0300690 / 4WH0300691  | Special pack designed to fit the Hornby Lion or Tiger Locomotive and Wagons <ul style="list-style-type: none"> 1 Pivoting Magnetic Coupling for Hornby Lion or Tiger Loco 5 Pairs of Pivoting Magnetic Couplings To Fit L&MR Wagons |









Please refer to the 'Fitting Guide for Hunt Coupling's, this is available to download at <https://westhillwagonworks.com/>

| Description | Code | Product Pictures | Diagrams / Lengths | Notes / Application |
|---|------------|--|--|--|
| N Gauge Elite Standard Coupling for NEM Sockets | 2WH0300311 |  | <p>N Gauge Elite - Standard NEM Socket - 2WH0300311</p>  <p>Coupling face to NEM pocket end</p> | <p>S mark on coupling top face</p> <p>Standard – 7.5mm from NEM pocket end to magnet face</p> |
| N Gauge Elite Intermediate Coupling for NEM Sockets | 2WH0300312 |  | <p>N Gauge Elite - Intermediate NEM Socket - 2WH0300312</p>  <p>Coupling face to NEM pocket end</p> | <p>I mark on coupling top face</p> <p>Intermediate – 6mm from NEM pocket end to magnet face</p> |
| N Gauge Elite Close Coupling for NEM Sockets | 2WH0300313 |  | <p>N Gauge Elite - Close NEM Socket - 2WH0300313</p>  <p>Coupling face to NEM pocket end</p> | <p>C mark on coupling top face</p> <p>Close – 5.2mm from NEM pocket end to magnet face</p> |
| N Gauge Elite Close Coupling for Spring Sockets | 2WH0300304 |  | <p>N Gauge Elite - Close Spring Socket - 2WH0300304</p>  <p>Coupling face to retaining lugs</p> | <p>Close – 6mm from retaining lugs to the magnet face</p> |








Please refer to the 'Fitting Guide for Hunt Coupling's, this is available to download at <https://westhillwagonworks.com/>

| Description | Code | Product Pictures | Diagrams / Lengths | Notes / Application |
|--|------------|---|--|--|
| N Gauge Elite Pack for Dapol HST | 2WH0300306 |  | <p>N Gauge Elite - Dapol HST - 2WH0300306</p> <p>Power Car 6mm 6mm</p> <p>Mk3 Coaches 5.2mm 5.2mm</p>  | <p>Dapol HST Set</p> <ul style="list-style-type: none"> • 1 Pair Power Car Couplings • 8 Pairs for Mk3 Coaches |
| N Gauge Elite Additional pack for Dapol HST Power Car | 2WH0300307 |  | <p>N Gauge Elite - Dapol HST Power Car - 2WH0300307</p> <p>Power Car 6mm 6mm</p>  <p>Coupling face to NEM pocket end</p> | <p>Dapol HST Power Cars</p> <ul style="list-style-type: none"> • 1 Pair Power Car Couplings |
| N Gauge Elite **BUCKEYE** ELITE – HST Coupling Pack For Graham Farish HST | 2WH0300317 |  | <p>N Gauge Elite – "Buckeye" - Coupling Pack for Graham Farish HST - 2WH0300317</p> <p>5mm 5mm</p> <p>Power Cars (ELC)</p> <p>6mm 6mm</p> <p>Mk3 Coaches (ELC)</p>  <p>Coupling face to retaining lugs</p> | <p>Graham Farish HST</p> <p>Buckeye Coupler Representation</p> <ul style="list-style-type: none"> • 1 Pair Power Car Couplings • 8 Pairs for Coaches |







Please refer to the 'Fitting Guide for Hunt Coupling's, this is available to download at <https://westhillwagonworks.com/>

| Description | Code | Product Pictures | Diagrams / Lengths | Notes / Application |
|--|------------|--|---|---|
| N Gauge Elite for Graham Farish Class 220/221 Voyager | 2WH0300308 |  | N Gauge Elite - Graham Farish Class 220/221 Voyager - 2WH0300308  Coupling face to hole centre | Graham Farish Voyager • 8 Pairs of custom couplings to fit Class 220/221 only |
| N Gauge Elite **BUCKEYE** Intermediate Coupling for NEM Sockets | 2WH0300401 |  | N Gauge Elite - Intermediate Buckeye Elite NEM Socket - 2WH0300401  Coupling face to NEM pocket end | Buckeye Coupler Representation |
| N Gauge Elite **BUCKEYE** Close Coupling for NEM Sockets | 2WH0300402 |  | N Gauge Elite - Close Buckeye Elite NEM Socket - 2WH0300402  Coupling face to NEM pocket end | Buckeye Coupler Representation |
| N Gauge Elite **BUCKEYE** Close Coupling – 10 Pairs for Spring Sockets | 2WH0300403 |  | N Gauge Elite - **BUCKEYE** Close Coupling for Spring Sockets - 2WH0300403  Coupling face to retaining lugs | Buckeye Coupler Representation |







Please refer to the 'Fitting Guide for Hunt Coupling's, this is available to download at <https://westhillwagonworks.com/>

| Description | Code | Product Pictures | Diagrams / Lengths | Notes / Application |
|---|------------|---|---|--|
| N Gauge Elite Close Coupling – 10 Pairs for Peco Wagon Kits | 2WH0300318 |  | <p>N Gauge Elite - Close Coupling for Peco Wagon Kits - 2WH0300318</p>  <p>Overall Coupling Length</p> | Close coupling designed to drop into the coupling pockets of Peco wagons and wagon kits. |
| N Gauge Elite Pivoting Intermediate Coupling – 10 Pairs for NEM Sockets | 2WH0300314 |  | <p>N Gauge Elite - Pivoting Intermediate Couplings for NEM Sockets - 2WH0300314</p>  <p>Coupling face to NEM pocket end</p> | <p>↑ mark on coupling top face</p> <p>Intermediate – 6mm from NEM pocket end to magnet face</p> <p>Use where extra freedom of movement on curves is required.</p> |
| N Gauge Elite for Dapol Megafret Wagons | 2WH0300310 |  | <p>N Gauge Elite - Dapol Megafret Wagons - 2WH0300310</p> <p>Inner End of Wagons</p>  <p>Coupling face to hole centre</p> <p>Outer End</p>  <p>Coupling face to NEM pocket end</p> | <ul style="list-style-type: none"> • 5 Pairs of Clip Couplings for the inner ends of the wagons • 5 Pairs of Intermediate Couplings for the outer ends of the wagons |





Please refer to the 'Fitting Guide for Hunt Coupling's, this is available to download at <https://westhillwagonworks.com/>

| Description | Code | Product Pictures | Diagrams / Lengths | Notes / Application |
|--|------------|---|--|---|
| N Gauge Elite for Dapol O&K Hopper Wagons | 2WH0300319 |  | <p>N Gauge Elite – Couplings for Dapol O&K JHA Hopper Wagons - 2WH0300319</p>  <p>End Wagons</p> <p>Inner Couplings</p> <p>Coupling face to NEM pocket end</p> | <p>Special pack for the Dapol JHA Wagons including:-</p> <ul style="list-style-type: none"> • 9 Pairs of specially designed couplings for the JHA Hopper Wagons. • 1 Pair of Intermediate Elite Couplings for the End Connections. |
| N Gauge Elite for Dapol FEA-B Spine Wagons | 2WH0300320 |  | <p>N Gauge Elite – Couplings for Dapol FEA-B Spine Wagons- 2WH0300320</p>  <p>Outer End Couplings</p> <p>Inner Couplings</p> <p>Coupling face to mounting hole centre</p> | <ul style="list-style-type: none"> • 5 Pairs of Clip Couplings for the inner ends of the wagons • 5 Pairs of Intermediate Couplings for the outer ends of the wagons |
| N Gauge Elite Multi- Couplings for NEM Sockets | 2WH0300323 |  | <p>N Gauge Elite – MULTI Couplings for NEM - 2WH0300320</p>  <p>Coupling face to NEM pocket end</p> | <p>Special NEM Couplings for use with either:-</p> <ul style="list-style-type: none"> • Hunt Coupling Elite or • Conventional N Gauge Rapido Couplings. <p>Also allows you Uncouple from Standard N Gauge Rapido Couplings With Coupling Ramps Installed On Your Track</p> |







Please refer to the 'Fitting Guide for Hunt Coupling's, this is available to download at <https://westhillwagonworks.com/>

| Description | Code | Product Pictures | Diagrams / Lengths | Notes / Application |
|---|------------|---|--|--|
| TT:120 Scale Elite Extra Close Coupling NEM Sockets | 3WH0301001 |  | TT:120 Scale Elite - Extra Close Coupling NEM Sockets - 3WH0301001  Coupling face to NEM pocket end | Extra Close couplings designed to fit into the NEM sockets of TT:120 scale locomotives and rolling stock. XC mark on coupling top face of couplings |
| TT:120 Scale Elite Close Coupling NEM Sockets | 3WH0301002 |  | TT:120 Scale Elite - Close Coupling NEM Sockets - 3WH0301002  Coupling face to NEM pocket end | Close couplings designed to fit into the NEM sockets of TT:120 scale locomotives and rolling stock. C mark on coupling top face of couplings |
| TT:120 Scale Elite Intermediate Coupling NEM Sockets | 3WH0301003 |  | TT:120 Scale Elite - Intermediate Coupling NEM Sockets - 3WH0301003  Coupling face to NEM pocket end | Intermediate length couplings designed to fit into the NEM sockets of TT:120 scale locomotives and rolling stock. I mark on coupling top face of couplings |








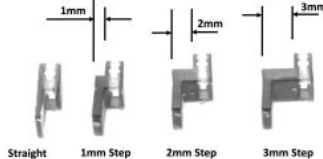
Please refer to the 'Fitting Guide for Hunt Coupling's, this is available to download at <https://westhillwagonworks.com/>

| Description | Code | Product Pictures | Diagrams / Lengths | Notes / Application |
|---|------------|--|---|--|
| TT:120 Scale Elite Close **BUCKEYE** Coupling NEM Sockets | 3WH0301004 |  | TT:120 Scale Elite – Buckeye Close Coupling NEM Sockets - 3WH0301004  Coupling face to NEM pocket end | Close couplings designed to fit into the NEM sockets of TT:120 scale locomotives and rolling stock. Buckeye Coupler Representation C mark on coupling top face of couplings |
| TT:120 Scale Elite Close **BUCKEYE** Hornby HST Coupling Pack | 3WH0301007 |  | TT:120 Scale Elite – Buckeye Close Coupling NEM Sockets for Hornby HST- 3WH0301007  Coupling face to NEM pocket end | Hornby TT:120 HST Buckeye Coupler Representation 9 Pairs of Couplings for 2 Power Cars and 8 Coaches HST mark on coupling top face of couplings |






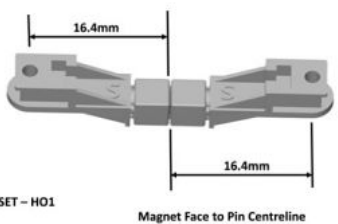



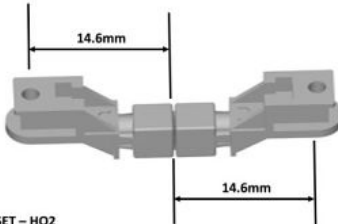


Please refer to the 'Fitting Guide for Hunt Coupling's, this is available to download at <https://westhillwagonworks.com/>

| Description | Code | Product Pictures | Diagrams / Lengths | Notes / Application |
|--|------------|---|---|---|
| OO9 Gauge Elite for Lilliput Screw Sockets | 9WH0300901 |  | OO-9 Gauge Elite - for Lilliput Screw Sockets - 9WH0300901  Coupling face to Hole Centre | Close Couplings for Lilliput Screw type fitting C mark on coupling top face of couplings |
| OO9 Gauge Elite Close Coupling for Roco/Graham Farish Box Sockets | 9WH0300902 |  | OO-9 Gauge Elite – Close Couplings for Roco / Graham Farish Box Sockets - 9WH0300902  Overall Length of Each Coupling | Close Couplings to fit into Roco/GF box sockets C mark on coupling top face of couplings |
| OO9 Gauge Elite Intermediate Coupling for Roco/Graham Farish Box Sockets | 9WH0300903 |  | OO-9 Gauge Elite – Intermediate Couplings for Roco / Graham Farish Box Sockets - 9WH0300903  Overall Length of Each Coupling | Intermediate Couplings to fit into Roco/GF box sockets I mark on coupling top face of couplings |







Please refer to the 'Fitting Guide for Hunt Coupling's, this is available to download at <https://westhillwagonworks.com/>

| Description | Code | Product Pictures | Diagrams / Lengths | Notes / Application |
|--|------------|--|--|---|
| OO9 Gauge Elite Close Coupling for NEM 355 pockets | 9WH0300906 |  | OO-9 Gauge Elite - Close Coupling for NEM 355 Sockets - 9WH0300906  Coupling face to end of NEM 355 socket | Close Couplings for NEM 355 Sockets C mark on coupling top face of couplings |
| OO9 Gauge Elite Extra Close Coupling For NEM 355 pockets | 9WH0300904 |  | OO-9 Gauge Elite - Extra Close Coupling for NEM 355 Sockets - 9WH0300904  Coupling face to end of NEM 355 socket | Extra Close Couplings for NEM 355 Sockets XC mark on coupling top face of couplings |
| OO9 Gauge Elite Ultra Close Coupling For NEM 355 pockets | 9WH0300905 |  | OO-9 Gauge Elite - Ultra Close Coupling for NEM 355 Sockets - 9WH0300905  Coupling face to end of NEM 355 socket | Ultra Close Couplings for NEM 355 Sockets UC mark on coupling top face of couplings |
| OO9 Gauge NEM 355 Sockets | 9WH0300907 |  | OO-9 Gauge - NEM 355 Sockets – 9WH0300907  Straight 1mm Step 2mm Step 3mm Step | NEM 355 Sockets, ideal for fitting NEM Sockets to older, scratch & kit built stock 4 x Straight 4 x 1mm Stepped 4 x 2mm Stepped 4 x 3mm Stepped |

Please refer to the 'Fitting Guide for Hunt Coupling's, this is available to download at <https://westhillwagonworks.com/>

| Description | Code | Product Pictures | Diagrams / Lengths | Notes / Application |
|--|------------|---|---|--|
| <p>OO/HO Elite</p> <p>Special Couplings Mixture Pack (Close, Intermediate & Standard) for Roco/Rivarossi Rolling Stock</p> | 4WH0300656 |  | <p>OO/HO Gauge ELITE – Special Pack for Roco/Rivarossi Rolling Stock - 4WH0300656</p> <p>Standard </p> <p>Intermediate </p> <p>Close </p> <p>Coupling Length (each coupling)</p> | <p>Special Elite Couplings pack with clip-fitting for HO Scale Roco/ Rivarossi Locomotives and Rolling Stock.</p> <p>3 lengths – Close (21mm) Intermediate (25.5mm) Standard (28.75mm)</p> |
| <p>HO Scale Elite</p> <p>Standard Elite – HO Slot-Coupling for Fleishmann</p> <p>HO1</p> | 5WH0300801 |  | <p>HO Gauge ELITE – Standard Couplings for Fleishmann Locomos & Rolling Stock with slot & pin type fitting - 5WH0300801</p>  <p>SET – HO1</p> <p>Magnet Face to Pin Centreline</p> | <p>Special Standard Couplings for Fleishmann Locomos & Rolling Stock with slot & pin type fitting like this. (such as type 6520)</p>   <p>S mark on coupling top face of couplings</p> |
| <p>HO Scale Elite</p> <p>Close Elite – HO Slot-Coupling for Fleishmann</p> <p>HO2</p> | 5WH0300802 |  | <p>HO Gauge ELITE – Close Couplings for Fleishmann Locomos & Rolling Stock with slot & pin type fitting - 5WH0300802</p>  <p>SET – HO2</p> <p>Magnet Face to Pin Centreline</p> | <p>Special Close Couplings for Fleishmann Locomos & Rolling Stock with slot & pin type fitting like this. (such as type 6520)</p>   <p>C mark on coupling top face of couplings</p> |

Please refer to the 'Fitting Guide for Hunt Coupling's, this is available to download at <https://westhillwagonworks.com/>

| Description | Code | Product Pictures | Diagrams / Lengths | Notes / Application |
|---|------------|--|---|---|
| HO Scale Elite Standard Elite – HO Clip Socket- Coupling for Lima HO3 | 5WH0300803 |  | <p>HO Gauge ELITE – Standard Couplings for Lima Rolling Stock with clip socket type fitting - 5WH0300803</p>  <p>SET – HO3</p> <p>Magnet Face to Socket Centreline</p> | <p>Special Standard Couplings for Lima Rolling Stock with clip socket type fitting like this</p>  <p>S mark on coupling top face of couplings</p> |
| HO Scale Elite Close Elite – HO Clip Socket- Coupling for Lima HO4 | 5WH0300804 |  | <p>HO Gauge ELITE – Close Couplings for Lima Rolling Stock with clip socket type fitting - 5WH0300804</p>  <p>SET – HO4</p> <p>Magnet Face to Socket Centreline</p> | <p>Special Standard Couplings for Lima Rolling Stock with clip socket type fitting like this</p>  <p>C mark on coupling top face of couplings</p> |

Please refer to the 'Fitting Guide for Hunt Coupling's, this is available to download at <https://westhillwagonworks.com/>

WEST HILL --- WAGON WORKS

West Hill Wagon Works LTD
Unit 3b
New Line Road
Kirkby In Ashfield
Nottinghamshire
NG17 8JQ

[01623 759939](tel:01623759939)

office@westhillwagonworks.co.uk